

# SR260

## 2.0 Amp Schottky Barrier Rectifiers

TIAN WEI

**Voltage: 60 Volts**  
**Current: 2.0 Amps**

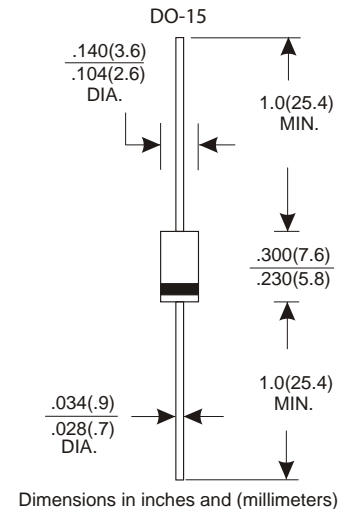


### Features

- Low forward voltage drop
- High current capability
- High reliability
- High surge current capability
- Epitaxial construction

### Mechanical data

- Case: Molded plastic
- Epoxy: UL 94V-0 rate flame retardant
- Lead: Axial leads, solderable per MIL-STD-202, method 208 guaranteed
- Polarity: Color band denotes cathode end
- Weight: 0.34 grams



### Maximum Ratings and Electrical Characteristics

Rating 25 C ambient temperature unless otherwise specified.  
Single phase half wave, 60Hz, resistive or inductive load.  
For capacitive load, derate current by 20%.

TYPE NUMBER	SR260	UNITS
Maximum Recurrent Peak Reverse Voltage	60	V
Maximum RMS Voltage	42	V
Maximum DC Blocking Voltage	60	V
Maximum Average Forward Rectified Current		
See Fig. 1	2.0	A
Peak Forward Surge Current, 8.3 ms single half sine-wave superimposed on rated load (JEDEC method)	50	A
Maximum Instantaneous Forward Voltage at 2.0A	0.70	V
Maximum DC Reverse Current $T_a=25^{\circ}\text{C}$	2.0	mA
at Rated DC Blocking Voltage $T_a=100^{\circ}\text{C}$	20	mA
Typical Junction Capacitance (Note1)	170	pF
Typical Thermal Resistance RqJA (Note 2)	35	$^{\circ}\text{C}/\text{W}$
Operating Temperature Range $T_J$	-65 — +150	$^{\circ}\text{C}$
Storage Temperature Range $T_{STG}$	-65 — +150	$^{\circ}\text{C}$

#### NOTES:

1. Measured at 1MHz and applied reverse voltage of 4.0V D.C.
2. Thermal Resistance Junction to Ambient Vertical PC Board Mounting 0.5"(12.7mm) Lead Length.

# 2.0 Amp Schottky Barrier Rectifiers

## Rating and Characteristic Curves (SR260)

FIG.1-TYPICAL FORWARD CURRENT DERATING CURVE

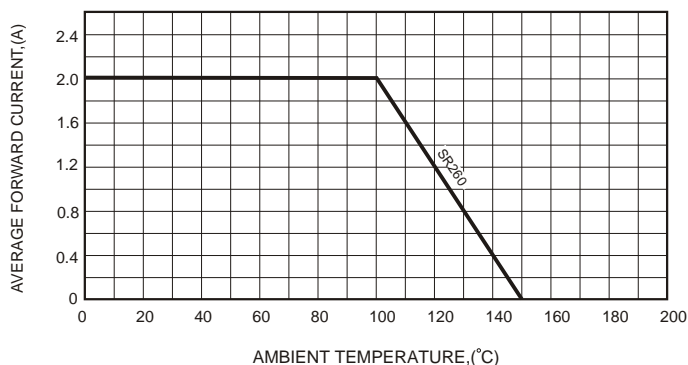


FIG.2-TYPICAL FORWARD CHARACTERISTICS

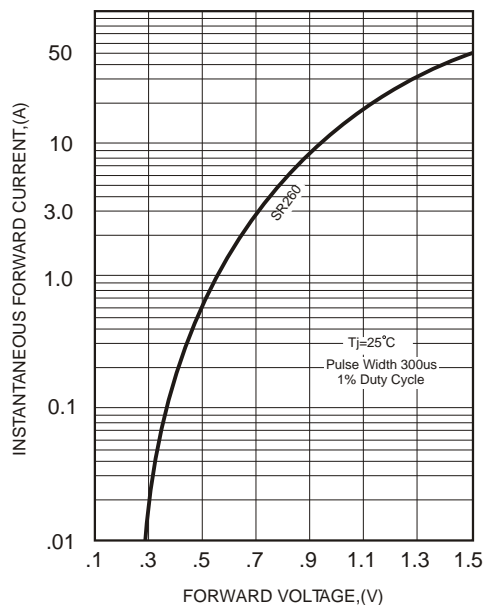


FIG.3-MAXIMUM NON-REPETITIVE FORWARD SURGE CURRENT

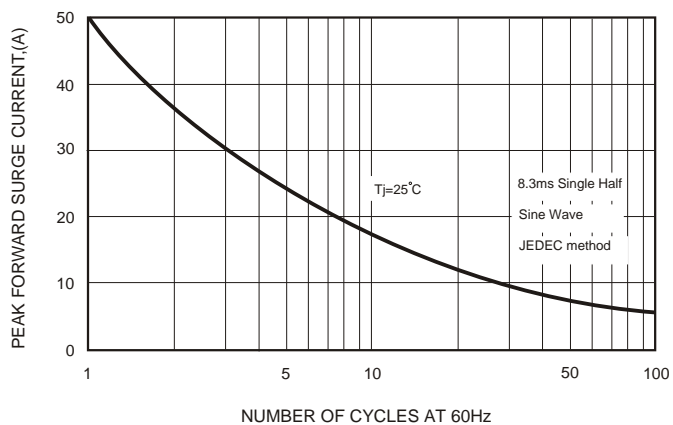


FIG.5 - TYPICAL REVERSE CHARACTERISTICS

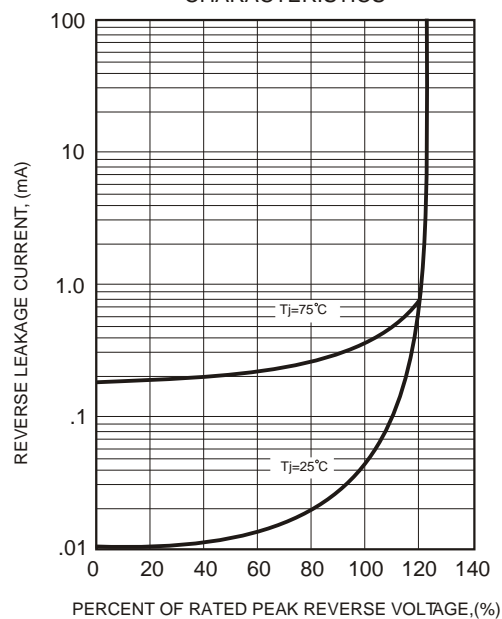


FIG.4-TYPICAL JUNCTION CAPACITANCE

