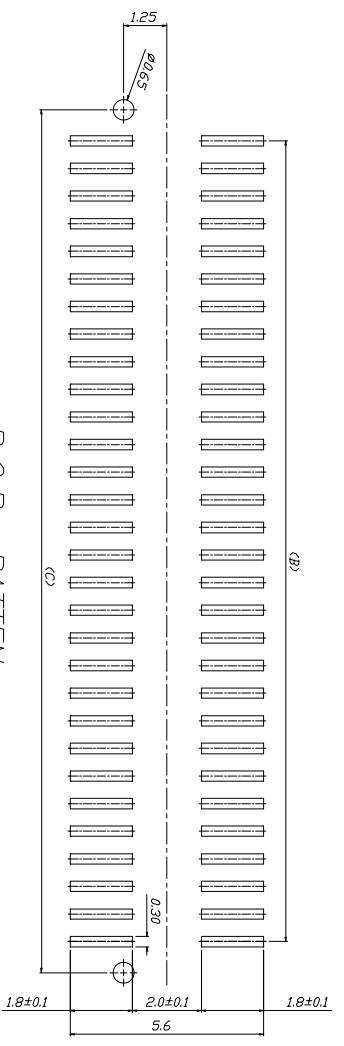
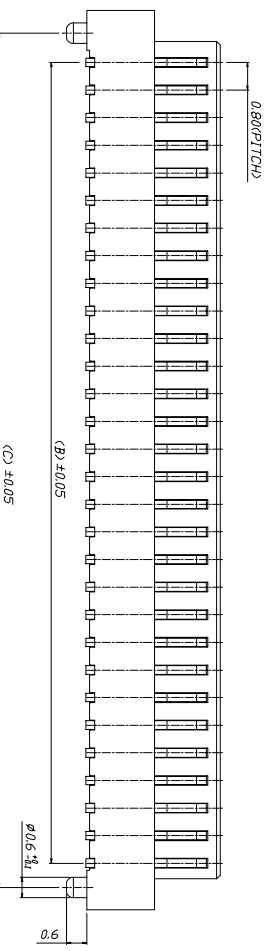
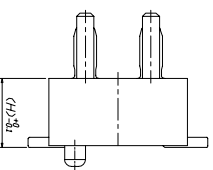
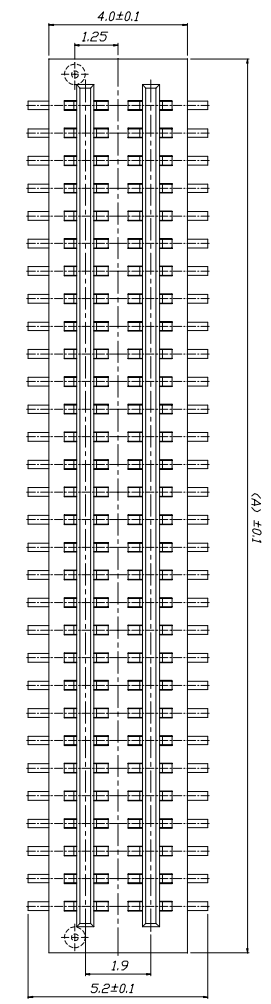


REV.	LOCALS.	DESCRIPTION	DATE	DRAWN

Materials  
 Contact Material: Copper Alloy  
 Insulator Material: Nylon 9T, UL 94V-0



P.C.B PATTERN

**Ordering Information**  
 P BBC203 - XX XX H XX  
 No. of Pins per Row      Contact Plating      Base Height  
 04~50                              02=Gold Flash

HIGH	PLUG(H)	SOCKET(H)	A	B	C	A	B	C		
4.0	1.0	3.0	20P	9.9	7.2	9.0	40P	20.3	17.6	19.4
4.5	1.0	3.5	22P	10.7	8.0	9.8	48P	21.1	18.4	20.2
5.0	2.0	3.0	24P	11.5	8.8	10.6	50P	21.9	19.2	21.0
5.5	2.0	3.5	26P	12.3	9.6	11.4	60P	25.9	23.2	25.0
6.0	2.0	4.0	28P	13.1	10.4	12.2	80P	33.9	31.2	33.0
6.5	2.0	4.5	30P	13.9	11.2	13.0	100P	41.9	39.2	41.0
			32P	14.7	12.0	13.8				

WOXCONN ELECTRONIC CO., LTD.

GENERAL TOLERANCE

X ± 5.0°	K ± 0.30	DESIGN: JORAN	DATE: 2006.09.11	DRAWING: PBBC203-XXXXHXX	TITLE: 0.8mm Board To Board Plug
X ± 3.0°	X ± 0.25	CHECKED:	DATE:	PART NO. PBBC203-XXXXHXX	
XX ± 2.0°	XX ± 0.15	AUDITED:	DATE:		
XXX ± 1.0°	XXX ± 0.10				

REV. A    UNIT. mm    SCALE. 5:1    PAGE. 1/1

A B C D E F 1 2 3 4 5 6 7 8 9