
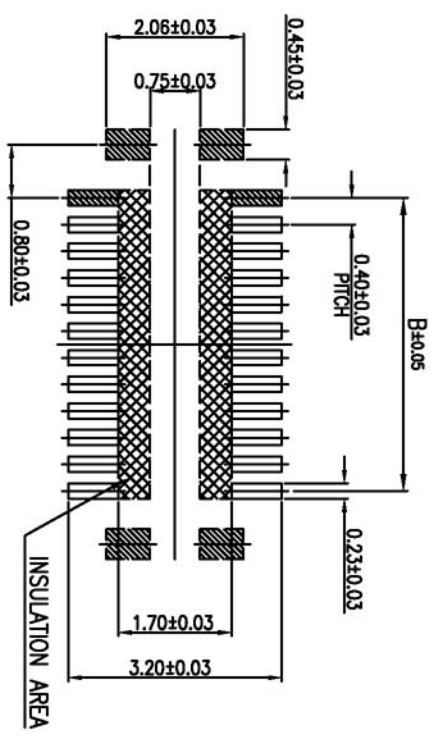
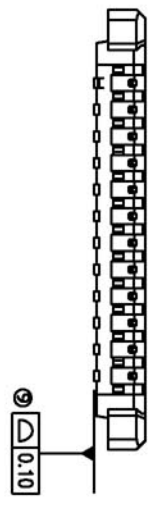
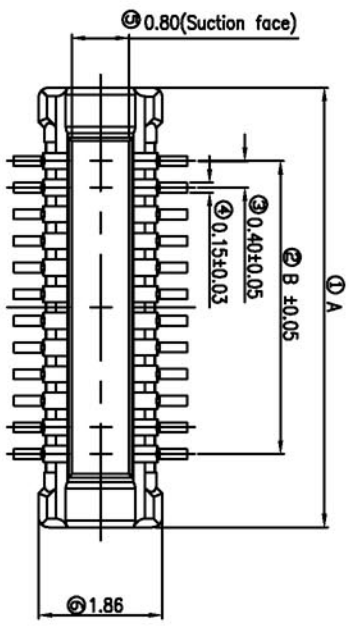
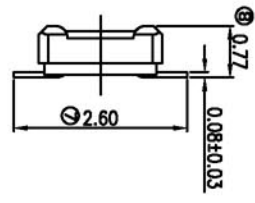
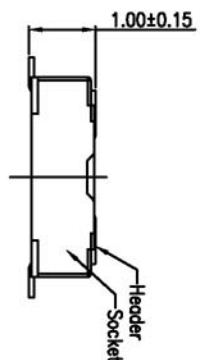


△	△	△	△	△	△
人数	訂正回数	担当者	年月日	承認者	

NOTES :

1. Housing material : Heat resistant plastic UL94V-0, Black
 2. Terminal material : Copper Alloy
 3. Terminal plated : Gold plating over all, Nickel(Min 40μ") plating over all
 4. Part No. : AST60XX10
- Contacts No. 

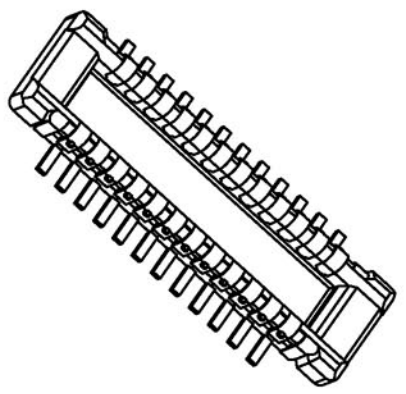
Mating drawing



Recommended PC board pattern
(mounting pad layout)

Dimension table (mm)

No. of contacts	Dimension	
	A	B
10	3.80	1.60
12	4.20	2.00
14	4.60	2.40
16	5.00	2.80
20	5.80	3.60
22	6.20	4.00
24	6.60	4.40
30	7.80	5.60
34	8.60	6.40
40	9.80	7.60
50	11.80	9.60
60	13.80	11.60
70	15.80	13.60
80	17.80	15.60



ATC		ASSEM TECHNOLOGY CO., LTD.		TITLE		0.4mm Pitch BOARD TO BOARD MATED HEIGHT 1.0mm HEADER CONNECTOR	
DRAWING CHECKED	JERRY BERLIN	MATERIAL DRAWING NO.	Heat resistant plastic (94-V0)	P / N	AST60 * * 10	REV.	G
APPROVED	JACK	APPROVED	④	UNIT	mm	TOLERANCE UNLESS OTHER WISE SPEC.	DATE : 2011/8/18
				General tolerance : ±0.2			