

JGC-5F

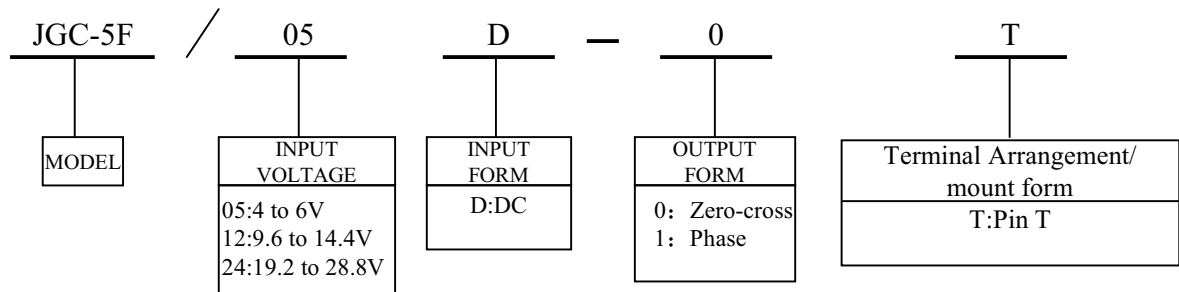
 <p>ISO 9001 Certified</p>	<p>Solid State Relay</p> <p>AC250V 3Amp</p>	<p>JGC-5F</p>
---	---	----------------------



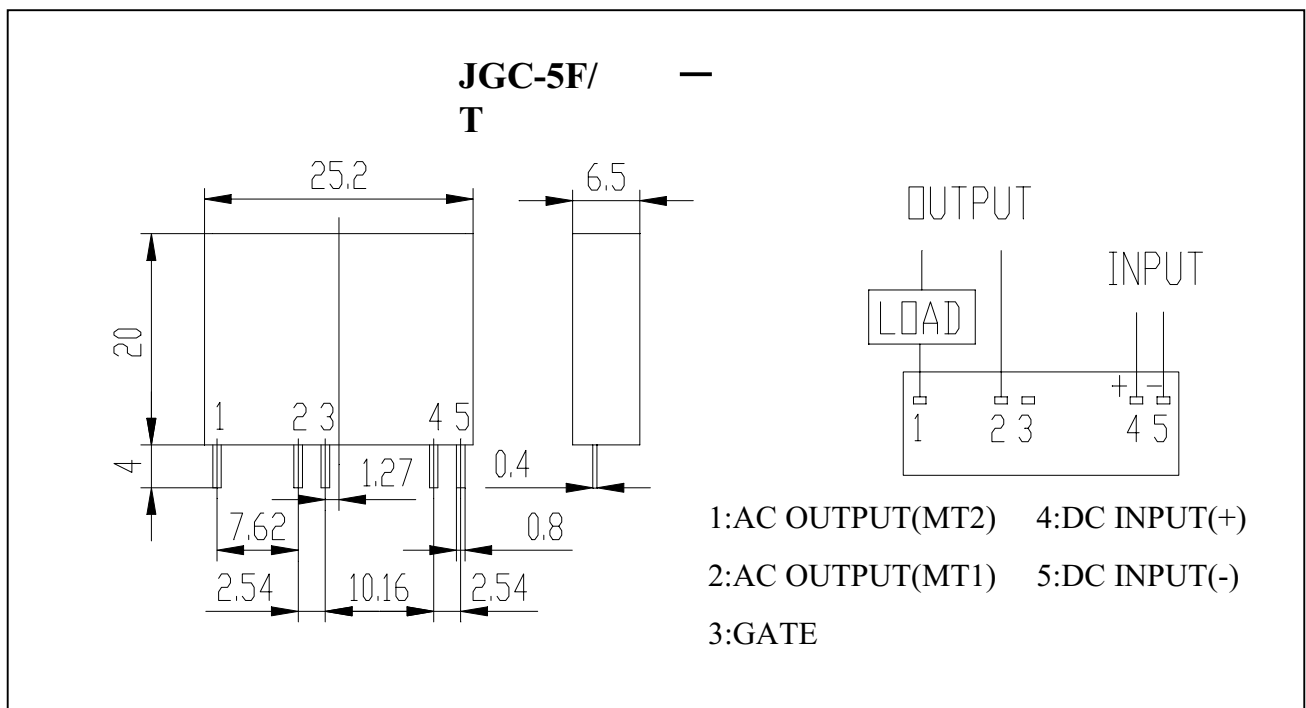
- Photo isolation
- 600V blocking voltage
- 2000V isolation
- Zero voltage turn-on
- High surge capability
- PCB mount

INPUT	Voltage	05D	4 to 6 VDC
		12D	9.6 to 14.4VDC
		24D	19.2 to 28.8VDC
	Turn-on voltage	05D	4 VDC
		12D	9.6VDC
		24D	19.2VDC
	Current		15 mA
OUTPUT	Turn-off voltage		1 VDC
	Voltage Range		50 to 250 VAC
	Current Rating (max.)		3A
	Inrush Current (Non repetitive)		30A
	Voltage Drop(max.)		1.5 VAC
	Minimum Load Current		100 mA
	Leakage current (max.)		1.5 mA
	Zero voltage switching		Yes
	Dv/Dt		100 v/us
	Frequency Range		47 to 70 Hz
	Time turn-on		1/2 of cycle+1ms
	Time turn-off		1/2 of cycle+1ms
General Characteristics	Dielectric strength		2000 VAC,1min
	Insulation resistance		1000M Ω min. At 500VDC
	Ambient temp.range(Operating)		-30 to +80℃
	Termination		PCB terminal
	Weight		Approx.6g
	Construction		Fully-sealed

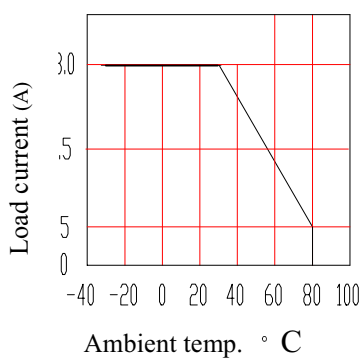
ORDER DESIGNATION



OUTLINE DIMENSIONS , MOUNTING AND WIRING



Load current vs. ambient temperature characteristics



*USE CONDITION:

SSR surface temperature less than 50°C

Inrush current resistivity Non-repetitive

