

查询GP210供应商

DIOTEC ELECTRONICS CORP.
18020 Hobart Blvd., Unit B
Gardena, CA 90248 U.S.A
Tel.: (310) 767-1052 Fax: (310) 767-7958

捷多邦, 专业PCB打样工厂, 24小时加急出货

Data Sheet No. GPPD-200-1B

2 AMP SOFT GLASS PASSIVATED DIODES

FEATURES

- PROPRIETARY SOFT GLASS[®] JUNCTION PASSIVATION FOR SUPERIOR RELIABILITY AND PERFORMANCE
- VOID FREE VACUUM DIE SOLDERING FOR MAXIMUM MECHANICAL STRENGTH AND HEAT DISSIPATION (Solder Voids: Typical $\leq 2\%$, Max. $\leq 10\%$ of Die Area)
- EXTREMELY LOW LEAKAGE AT HIGH TEMPERATURES
- LOW FORWARD VOLTAGE DROP
- 1A at $T_A = 75^\circ\text{C}$ WITH NO THERMAL RUNAWAY

MECHANICAL DATA

- Case: JEDEC DO-41 molded epoxy (U/L Flammability Rating 94V-0)
- Terminals: Plated axial leads
- Soldering: Per MIL-STD 202 Method 208 guaranteed
- Polarity: Color band denotes cathode
- Mounting Position: Any
- Weight: 0.01 Ounces (0.4 Grams)

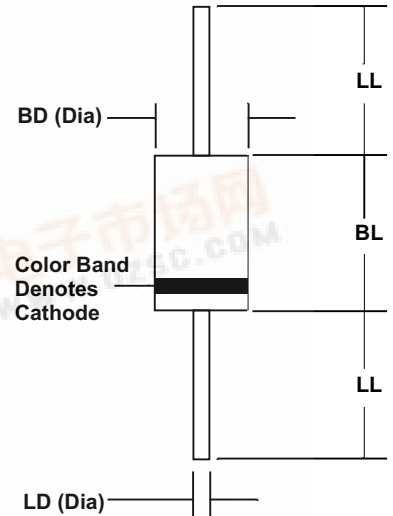
RoHS COMPLIANT

MECHANICAL SPECIFICATION

ACTUAL SIZE OF
DO-41 PACKAGE

SERIES GP200 - GP210

DO - 41



Sym	Minimum		Maximum	
	In	mm	In	mm
BL	0.160	4.1	0.205	5.2
BD	0.103	2.6	0.107	2.7
LL	1.00	25.4		
LD	0.028	0.71	0.034	0.86


MAXIMUM RATINGS & ELECTRICAL CHARACTERISTICS

Ratings at 25°C ambient temperature unless otherwise specified.
Single phase, half wave, 60Hz, resistive or inductive load.
For capacitive loads, derate current by 20%.

PARAMETER (TEST CONDITIONS)	SYMBOL	RATINGS							UNITS
Series Number		GP200	GP201	GP202	GP204	GP206	GP208	GP210	
Maximum DC Blocking Voltage	V _{RM}	50	100	200	400	600	800	1000	VOLTS
Maximum RMS Voltage	V _{RMS}	35	70	140	280	420	560	700	
Maximum Peak Recurrent Reverse Voltage	V _{RRM}	50	100	200	400	600	800	1000	
Average Forward Rectified Current @ T _A = 75 °C, Lead length = 0.375 in. (9.5 mm)	I _O	2							AMPS
Peak Forward Surge Current (8.3 mSec single half sine wave superimposed on rated load)	I _{FSM}	70							
Maximum Forward Voltage at 2 Amps DC	V _{FM}	1.1							VOLTS
Maximum Reverse Recovery Time (I _F =0.5A, I _R =1A, I _{RR} =0.25A)	T _{RR}	30							μA
Maximum Average DC Reverse Current @ T _A = 25°C	I _{RM}	5							
At Rated DC Blocking Voltage @ T _A = 100°C		50							
Typical Junction Capacitance (Note 1)	C _J	40							pF
Operating and Storage Temperature Range	T _J , T _{STG}	-65 to +175							°C

NOTES: (1) Measured at 1MHz & applied reverse voltage of 4 volts
(2) 300 nS available - consult factory

4.97 19990200



DIOTEC ELECTRONICS CORP.
18020 Hobart Blvd., Unit B
Gardena, CA 90248 U.S.A
Tel.: (310) 767-1052 Fax: (310) 767-7958

Data Sheet No. GPPD-200-2B

2 AMP SOFT GLASS PASSIVATED SILICON DIODES

RATING & CHARACTERISTIC CURVES FOR SERIES GP200 - GP210

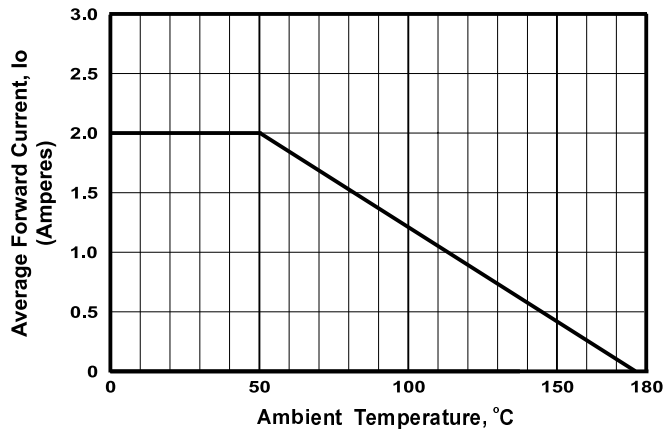


FIGURE 1. FORWARD CURRENT DERATING CURVE

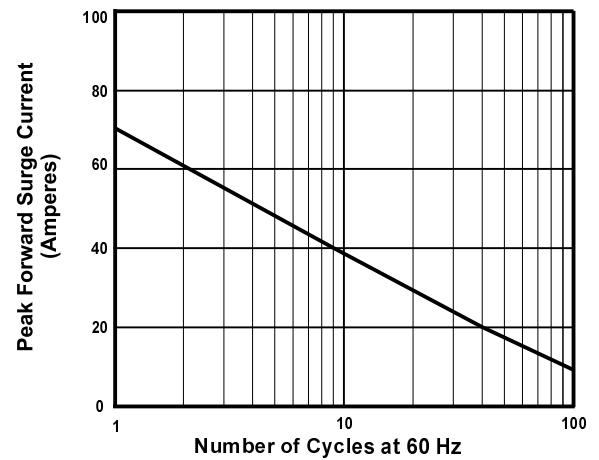


FIGURE 2. MAXIMUM NON-REPETITIVE SURGE CURRENT

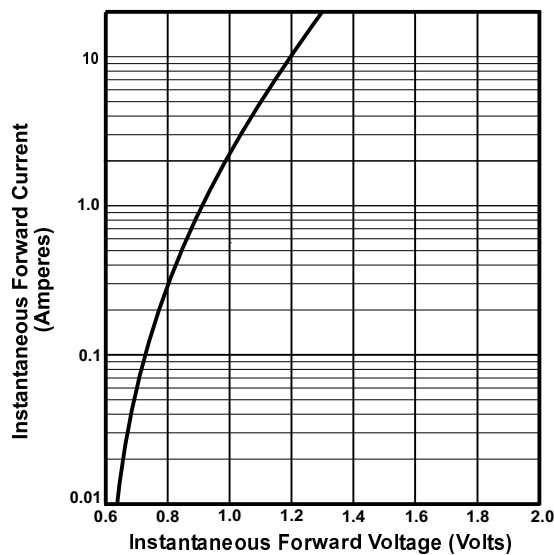


FIGURE 3. TYPICAL FORWARD CHARACTERISTIC PER DIODE

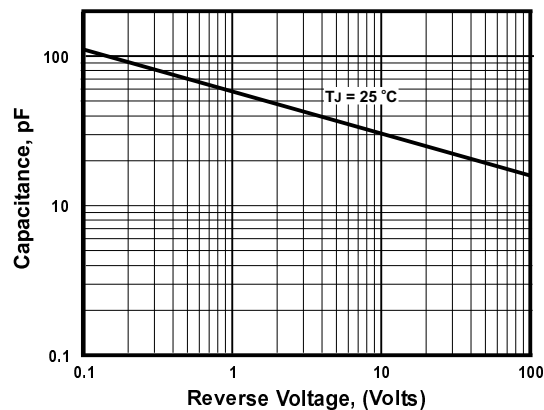
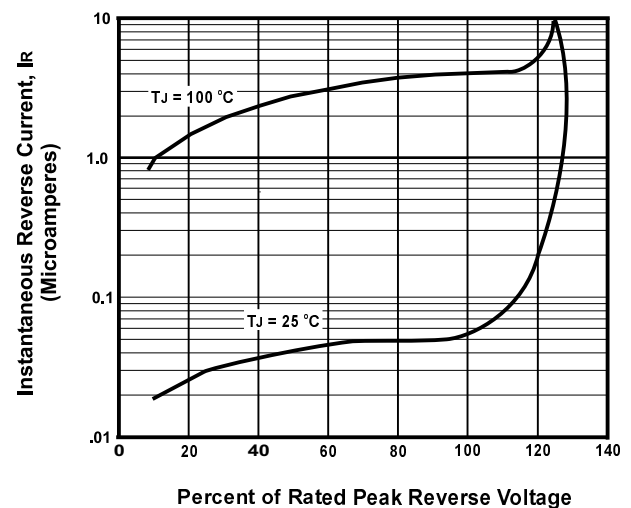


FIGURE 5. TYPICAL JUNCTION CAPACITANCE PER DIODE