



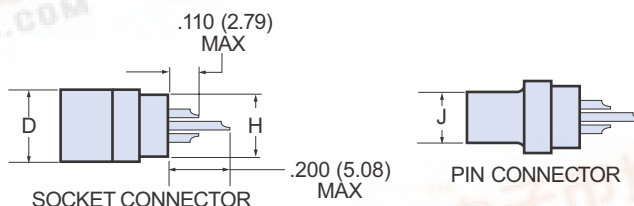
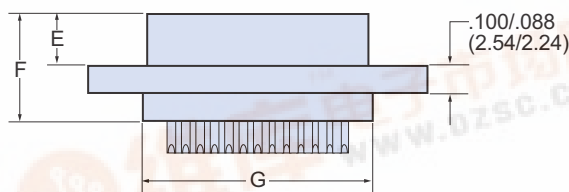
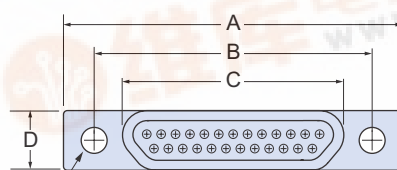
MIL-DTL-83513/06 & /07 Micro-D Connectors Plastic Shell Solder Cup



Plastic Shell Solder Cup M83513 Connectors feature goldplated TwistPin non-removable contacts for solder termination to AWG #26 or smaller wire. These all-plastic connectors are more economical, lighter and smaller than metal shell versions.

PART NUMBERS

Layout	Config.	Part Number
9P	Plug	M83513/06-A
9S	Receptacle	M83513/07-A
15P	Plug	M83513/06-B
15S	Receptacle	M83513/07-B
21P	Plug	M83513/06-C
21S	Receptacle	M83513/07-C
25P	Plug	M83513/06-D
25S	Receptacle	M83513/07-D
31P	Plug	M83513/06-E
31S	Receptacle	M83513/07-E
37P	Plug	M83513/06-F
37S	Receptacle	M83513/07-F
51P	Plug	M83513/06-G
51S	Receptacle	M83513/07-G



DIMENSIONS

Layout	A Max.		B		C Max.		D Max.		E Max.		F Max.		G Max.		H Max.		J Max.	
	In.	mm.	In. ± .003	mm. ± 0.08	In.	mm.	In.	mm.	In.	mm.	In.	mm.	In.	mm.	In.	mm.	In.	mm.
9P	.785	19.94	.565	14.35	.292	7.42	.218	5.54	.202	5.13	.395	10.03	.408	10.36	.173	4.39	.139	3.53
9S	.785	19.94	.565	14.35	.380	9.65	.218	5.54	.185	4.70	.375	9.53	.408	10.36	.173	4.39		
15P	.935	23.75	.715	18.16	.442	11.23	.218	5.54	.202	5.13	.395	10.03	.558	14.17	.173	4.39	.139	3.53
15S	.935	23.75	.715	18.16	.530	13.46	.218	5.54	.185	4.70	.375	9.53	.558	14.17	.173	4.39		
21P	1.080	27.43	.865	21.97	.592	15.04	.218	5.54	.202	5.13	.395	10.03	.708	17.98	.173	4.39	.139	3.53
21S	1.080	27.43	.865	21.97	.680	17.27	.218	5.54	.185	4.70	.375	9.53	.708	17.98	.173	4.39		
25P	1.185	30.01	.965	24.51	.692	17.58	.218	5.54	.202	5.13	.395	10.03	.808	20.52	.173	4.39	.139	3.53
25S	1.185	30.01	.965	24.51	.780	19.81	.218	5.54	.185	4.70	.375	9.53	.808	20.52	.173	4.39		
31P	1.335	33.91	1.115	28.32	.842	21.39	.218	5.54	.202	5.13	.395	10.03	.958	24.33	.173	4.39	.139	3.53
31S	1.335	33.91	1.115	28.32	.930	23.62	.218	5.54	.185	4.70	.375	9.53	.958	24.33	.173	4.39		
37P	1.485	37.72	1.265	32.13	.992	25.20	.218	5.54	.202	5.13	.395	10.03	1.108	28.14	.173	4.39	.139	3.53
37S	1.485	37.72	1.265	32.13	1.080	27.43	.218	5.54	.185	4.70	.375	9.53	1.108	28.14	.173	4.39		
51P	1.435	36.45	1.215	30.86	.942	23.93	.260	6.60	.202	5.13	.395	10.03	1.058	26.87	.220	5.59	.182	4.62
51S	1.435	36.45	1.215	30.86	1.030	26.16	.260	6.60	.185	4.70	.375	9.53	1.058	26.87	.220	5.59		



This datasheet has been downloaded from:

www.EEworld.com.cn

Free Download

Daily Updated Database

100% Free Datasheet Search Site

100% Free IC Replacement Search Site

Convenient Electronic Dictionary

Fast Search System

www.EEworld.com.cn