

Quad high speed differential line driver

26LS31

[查询"26LS31/B2A"供应商](#)

FEATURES

- Output skew of 2.0ns typical
- Input to output delay: 12ns
- Operation from single +5V
- 16-pin DIP and SO packages
- Four line drivers in one package
- Output short-circuit protection
- Complementary outputs
- Meets EIA standard RS-422
- High output drive capability for 100 Ω terminated transmission lines
- Available in military and commercial temperature range
- Advanced low power Schottky processing
- Outputs won't load line when $V_{CC} = 0V$

DESCRIPTION

The 26LS31 is a quad differential line driver, designed for digital data transmission over

balanced lines. The 26LS31 meets all the requirements of EIA standard RS-422 and Federal standard 1020. It is designed to provide unipolar differential drive to twisted-pair or parallel-wire transmission lines. The circuit provides an enable and disable function common to all four drivers. The 26LS31 features 3-state outputs and logical ORed complementary enable inputs. The inputs are all LS compatible and are all one unit load.

The 26LS31 is constructed using advanced Low Power Schottky processing.

ORDERING INFORMATION

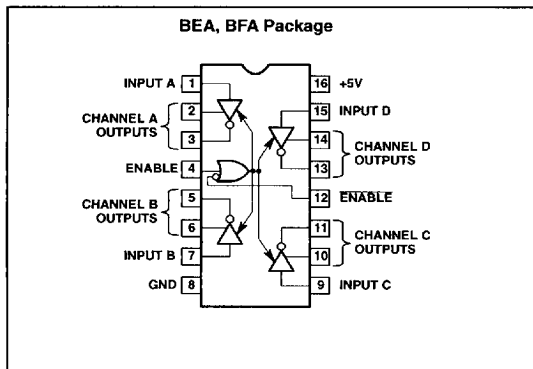
DESCRIPTION	ORDER CODE	PACKAGE DESIGNATOR*
16-Pin Ceramic DIP	26LS31/BEA	GDIP1-T16
16-Pin Ceramic Flat Pack	26LS31/BFA	GDFP2-F16
20-Pin Ceramic CLCC	26LS31/B2A	CQCC2-N20

* MIL-STD 1835 or Appendix A of 1995 Military Data Handbook

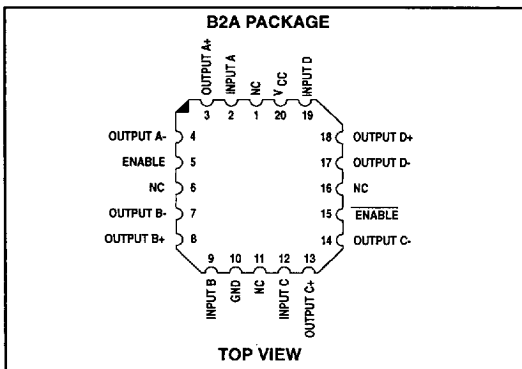
ABSOLUTE MAXIMUM RATINGS

SYMBOL	PARAMETER	LIMITS		UNIT
		MIN	MAX	
T_{STG}	Storage temperature range	-65	+150	$^{\circ}C$
V_{CC}	Supply voltage		7.0	V
V_I	Input voltage		7.0	V
V_O	Output voltage		5.5	V

PIN CONFIGURATION



PIN CONFIGURATION LLCC



Quad high speed differential line driver

26LS31

[查询"26LS31/B2A"供应商](#)

RECOMMENDED OPERATING CONDITIONS

SYMBOL	PARAMETER	LIMITS		UNIT
		MIN	MAX	
T _{amb}	Operating temperature range	-55	+125	°C
V _{CC}	Supply voltage	4.5	5.5	V
V _{IH}	Input High threshold voltage	2.0		V
V _{IL}	Input Low threshold voltage		0.8	V

DC ELECTRICAL CHARACTERISTICS

(Over recommended operating temperature and supply voltage range unless otherwise specified.)

SYMBOL	PARAMETER	CONDITIONS	LIMITS		UNITS
			MIN	MAX	
V _{OH}	Output High voltage	V _{CC} = MIN, I _{OH} = -20mA	2.5		V
V _{OL}	Output Low voltage	V _{CC} = MIN, I _{OL} = 20mA		0.5	V
V _{IH}	Input High voltage	V _{CC} = MIN	2.0		V
V _{IL}	Input Low voltage	V _{CC} = MAX		0.8	V
I _{IL}	Input Low current	V _{CC} = MAX, V _{IN} = 0.4V		-0.36	mA
I _{IH}	Input High current	V _{CC} = MAX, V _{IN} = 2.7V		20	μA
I _I	Input reverse current	V _{CC} = MAX, V _{IN} = 7.0V		0.1	mA
I _O	Off-state (high impedance) output current	V _{CC} = MAX, V _O = 2.5V		20	μA
		V _{CC} = MAX, V _O = 0.5V		-20	μA
V _I	Input clamp voltage	V _{CC} = MIN, I _I = -18mA		-1.5	V
I _{SC}	Output short circuit current	V _{CC} = MAX, V _{CC} = MAX	-30	-150	mA
I _{CC}	Power supply current	V _{CC} = MAX, All outputs disabled		80	mA

AC ELECTRICAL CHARACTERISTICS

T_{amb} = +25°C

SYMBOL	PARAMETER	CONDITIONS	LIMITS		UNIT
			MIN	MAX	
t _{PLH}	Propagation delay input to output	V _{CC} = 5.0V		20	ns
t _{PHL}		Load = 1		20	ns
SKEW	Output to output	V _{CC} = 5.0V, Load = 1		6.0	ns
t _{LZ}	Propagation delay enable to output	V _{CC} = 5.0V		35	ns
t _{HZ}		C _L = 10pF		30	ns
t _{ZL}	Propagation delay enable to output	V _{CC} = 5.0V		45	ns
t _{ZH}		Load = 1		40	ns

7110826 0084992 9T7

Quad high speed differential line driver

26LS31

[查询"26LS31/B2A"供应商](#)

AC ELECTRICAL CHARACTERISTICS

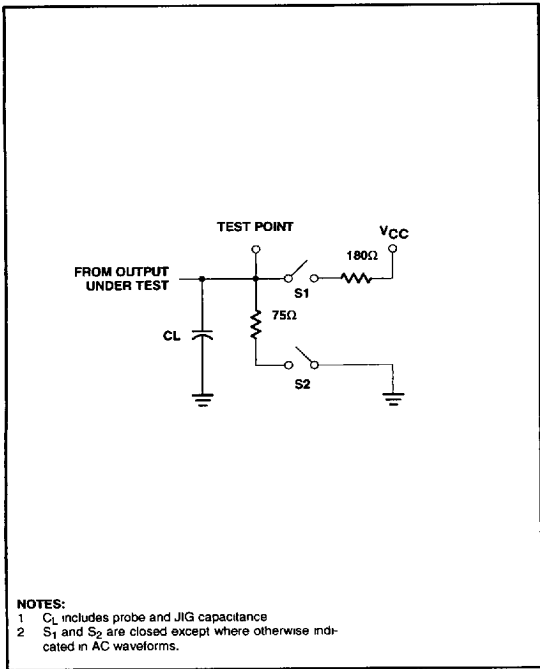
T_{amb} = -55°C and +125°C

SYMBOL	PARAMETER	CONDITIONS	LIMITS		UNIT
			MIN	MAX	
t _{PLH}	Propagation delay input to output	V _{CC} = 5.0V		30	ns
t _{PHL}		Load = 1		30	ns
SKEW	Output to output	V _{CC} = 5.0V, Load = 1		9.0	ns
t _{LZ}	Propagation delay enable to output	V _{CC} = 5.0V		53	ns
t _{HZ}		C _L = 10pF		45	ns
t _{ZL}	Propagation delay enable to output	V _{CC} = 5.0V		68	ns
t _{ZH}		Load = 1		60	ns

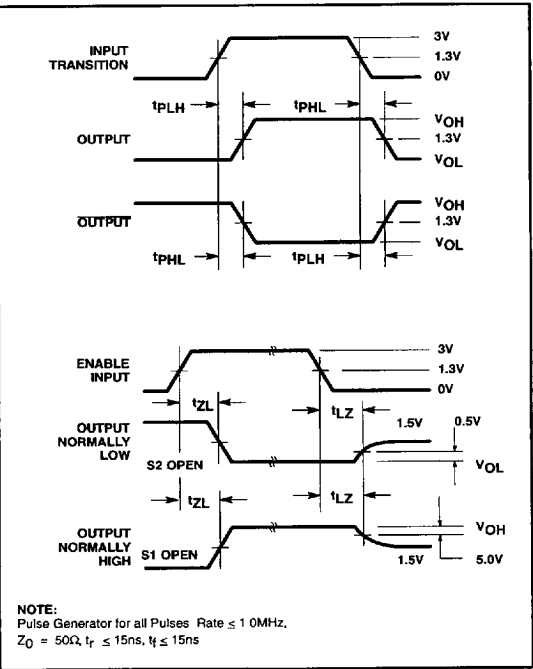
NOTE:

1. C_L = 30pF, V_{IN} = 1.3V to V_{OUT} 1.3V, V_{PULSE} = 0V to +3.0V.

EQUIVALENT AC TEST CIRCUIT



AC WAVEFORMS



7110826 0084993 833

September 17, 1993