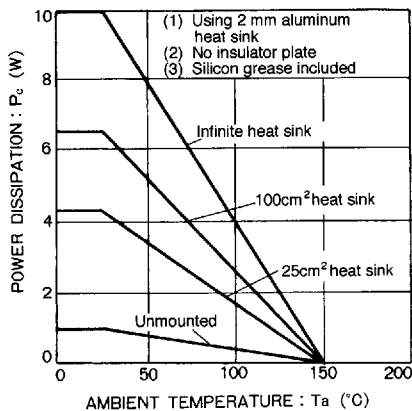
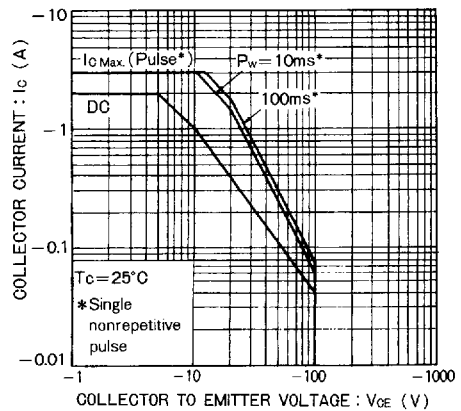
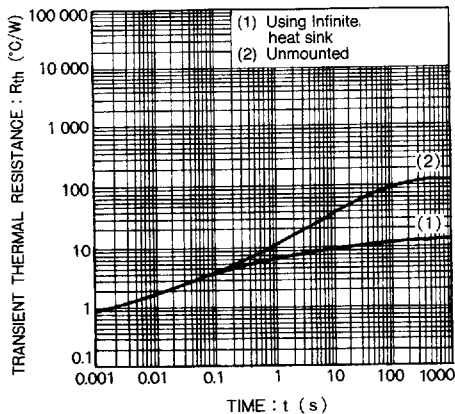
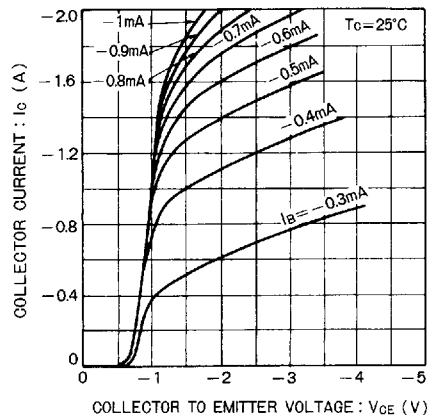


7828999 0014728 343

[查询"2SB1316F5"供应商](#)**Electrical characteristics (unless otherwise noted, $T_a = 25^\circ\text{C}$)**

Parameter	Symbol	Min	Typical	Max	Unit	Conditions
Collector-to-base breakdown voltage	BV_{CBO}	-100			V	$I_C = -50\ \mu\text{A}$
Collector-to-emitter breakdown voltage	BV_{CEO}	-100			V	$I_C = -5\ \text{mA}$
Collector cutoff current	I_{CBO}			-10	μA	$V_{CB} = -100\ \text{V}, I_E = 0\ \text{A}$
Emitter cutoff current	I_{EBO}			-3	mA	$V_{EB} = -7\ \text{V}, I_E = 0\ \text{A}$
DC current gain	h_{FE}	1 k		10 k		$V_{CE} = -2\ \text{V}, I_C = -1\ \text{A}$, single pulse
Collector-to-emitter saturation voltage	$V_{CE(sat)}$			-1.5	V	$I_C/I_B = -1\ \text{A}/-1\ \text{mA}$, single pulse
Output capacitance	C_{ob}		35		pF	$V_{CB} = -10\ \text{V}, I_E = 0\ \text{A}, f = 1\ \text{MHz}$

Electrical characteristic curves**Figure 1****Figure 2****Figure 3****Figure 4**

2SB1316F5 Transistor, PNP, 2SB series

[查询"2SB1316F5"供应商](#)

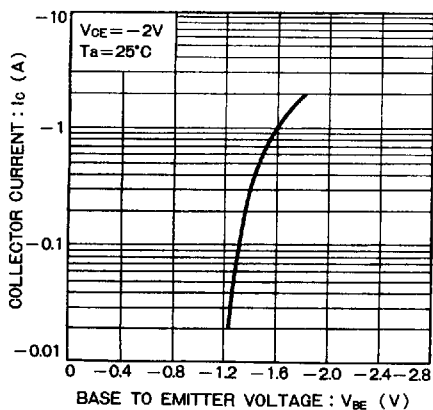


Figure 5

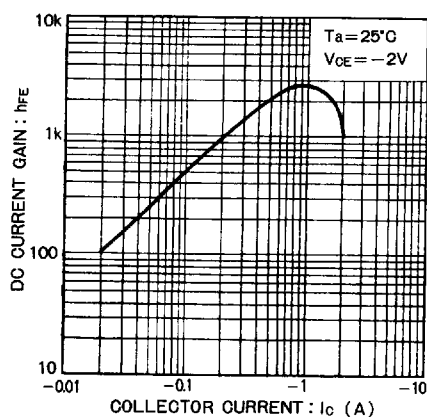


Figure 6

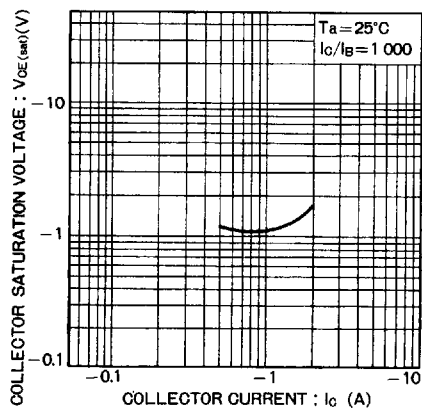


Figure 7

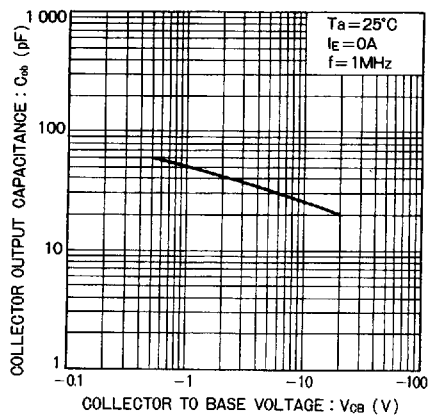


Figure 8

Ordering information

Package	Tape
Code	TL
Basic order quantity	2500
2SB1316F5, $h_{FE} = 1k \sim 10k$	★
★ = Standard, ☆ = Semi-standard, * = Special order	