

PNP SILICON TRIPLE DIFFUSED TRANSISTOR  
MP-3

## DESCRIPTION

2SA1413-Z is designed for High Voltage Switching, especially in Hybrid Integrated Circuits.

## FEATURES

- High Voltage :  $V_{CE0} = -600$  V
- High Speed :  $t_r \leq 1.0$   $\mu$ s
- Complement to 2SC3632-Z

## QUALITY GRADE

Standard

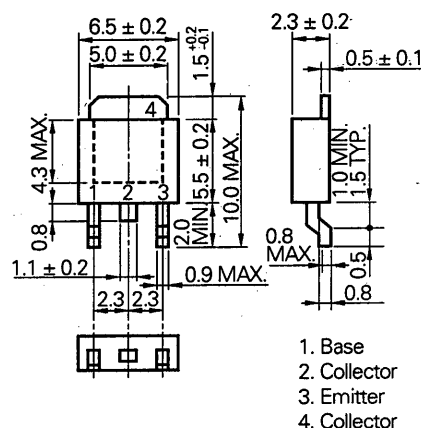
Please refer to "Quality grade on NEC Semiconductor Devices" (Document number IEI-1209) published by NEC Corporation to know the specification of quality grade on the devices and its recommended applications.

ABSOLUTE MAXIMUM RATINGS ( $T_a = 25$  °C)

Collector to Base Voltage	$V_{CBO}$	-600	V
Collector to Emitter Voltage	$V_{CEO}$	-600	V
Emitter to Base Voltage	$V_{EBO}$	-7	V
Collector Current (DC)	$I_C$	-1.0	A
Collector Current (Pulse)*	$I_C$	-2.0	A
Total Power Dissipation ( $T_a = 25$ °C)**	$P_T$	2.0	W
Junction Temperature	$T_j$	150	°C
Storage Temperature	$T_{stg}$	-55 to +150	°C

\*  $PW \leq 10$  ms, Duty Cycle  $\leq 50$  %

\*\* When mounted on ceramic substrate of  $7.5 \text{ cm}^2 \times 0.7$  mm

PACKAGE DIMENSIONS  
(in millimeters)

ELECTRICAL CHARACTERISTICS ( $T_a = 25^\circ\text{C}$ )

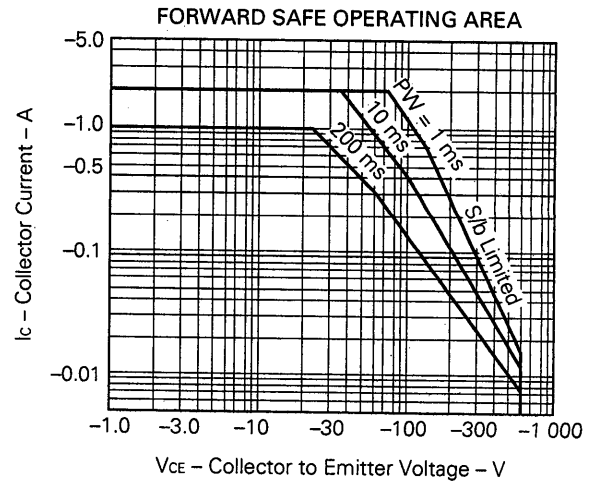
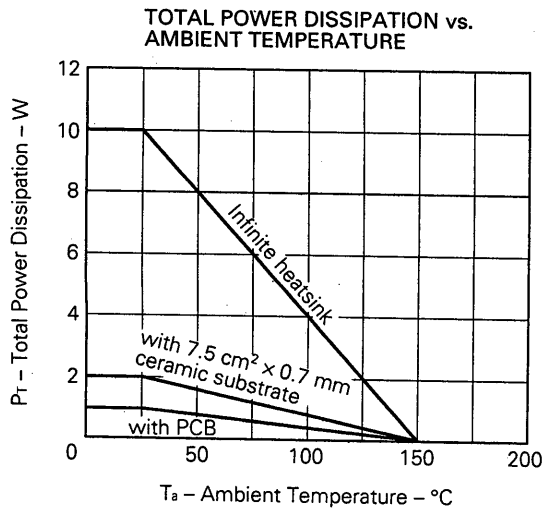
CHARACTERISTIC	SYMBOL	MIN.	TYP.	MAX.	UNIT	TEST CONDITIONS
Collector Cutoff Current	$I_{CBO}$			-10	$\mu\text{A}$	$V_{CB} = -600\text{ V}, I_E = 0$
Emitter Cutoff Current	$I_{EBO}$			-10	$\mu\text{A}$	$V_{EB} = -7.0\text{ V}, I_C = 0$
DC Current Gain	$h_{FE1}^{***}$	30	58	120		$V_{CE} = -5.0\text{ V}, I_C = -0.1\text{ A}$
DC Current Gain	$h_{FE2}^{***}$	5	19			$V_{CE} = -5.0\text{ V}, I_C = -0.5\text{ A}$
Collector Saturation Voltage	$V_{CE(sat)}^{***}$		-0.28	-1.0	V	$I_C = -0.3\text{ A}, I_B = -60\text{ mA}$
Base Saturation Voltage	$V_{BE(sat)}^{***}$		-0.85	-1.2	V	$I_C = -0.3\text{ A}, I_B = -60\text{ mA}$
Gain Bandwidth Product	$f_T$		28		MHz	$V_{CE} = -10\text{ V}, I_E = 50\text{ mA}$
Output Capacitance	$C_{ob}$		42		pF	$V_{CB} = -10\text{ V}, I_E = 0, f = 1.0\text{ MHz}$
Turn-on Time	$t_{on}$		0.1	0.5	$\mu\text{s}$	$I_C = -0.5\text{ A}, R_L = 500\ \Omega$ $I_{B1} = -I_{B2} = -0.1\text{ A}$ $V_{CC} = -250\text{ V}$
Storage Time	$t_{stg}$		3.5	5.0	$\mu\text{s}$	
Fall time	$t_f$		0.08	0.5	$\mu\text{s}$	

\*\*\* Pulsed:  $PW \leq 350\ \mu\text{s}$ , Duty Cycle  $\leq 2\%$

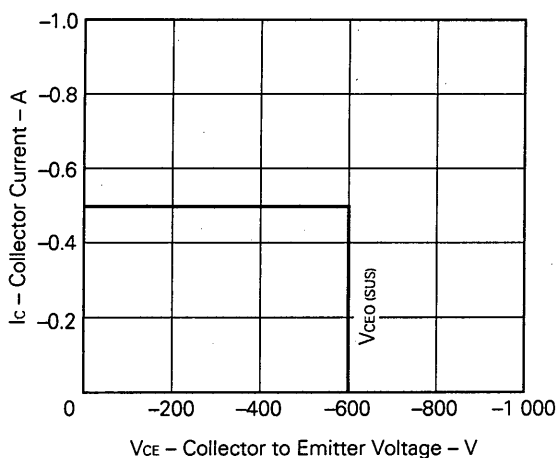
$h_{FE}$  Classification

MARKING	M	L	K
$h_{FE1}$	30 to 60	40 to 80	60 to 120

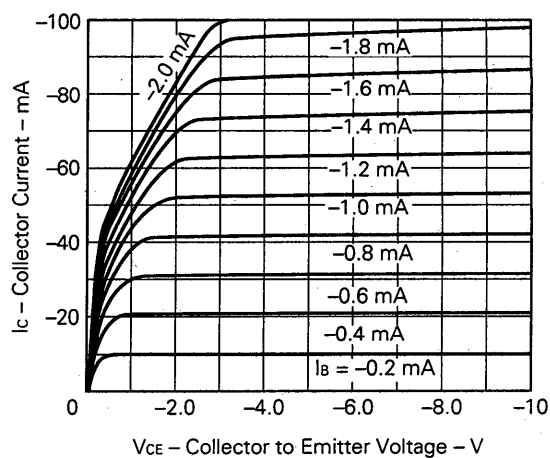
TYPICAL CHARACTERISTICS ( $T_a = 25^\circ\text{C}$ )



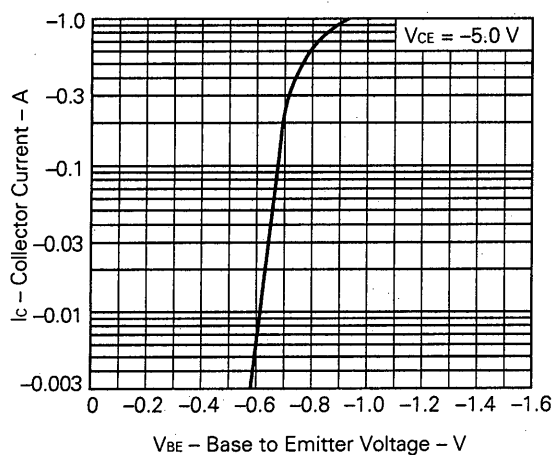
REVERSE BIAS SAFE OPERATING AREA



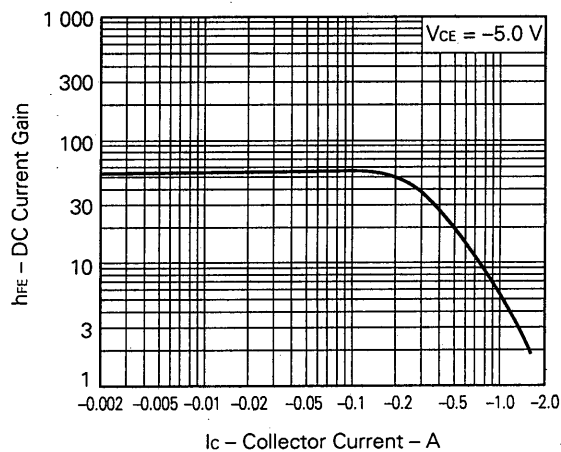
COLLECTOR CURRENT vs. COLLECTOR TO EMITTER VOLTAGE



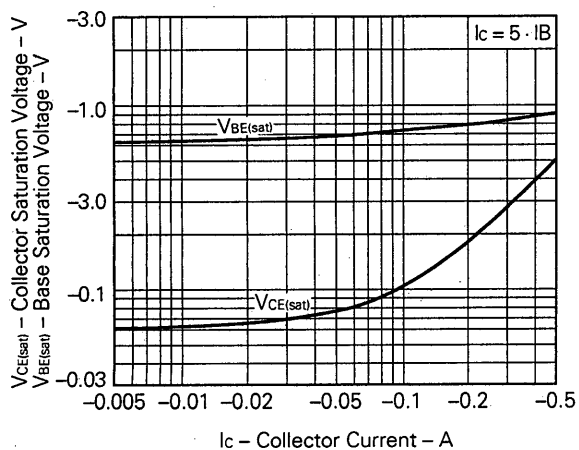
COLLECTOR CURRENT vs. BASE TO EMITTER VOLTAGE



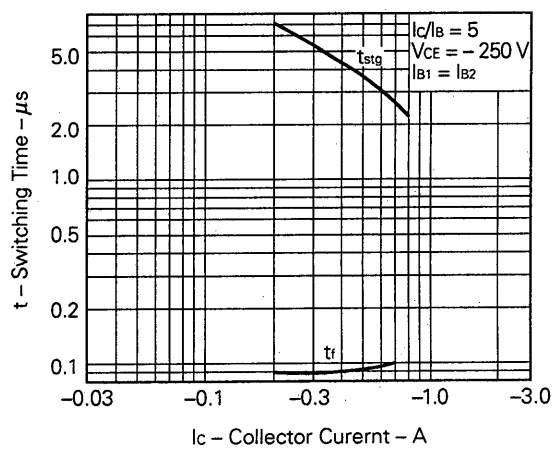
DC CURRENT GAIN vs. COLLECTOR CURRENT

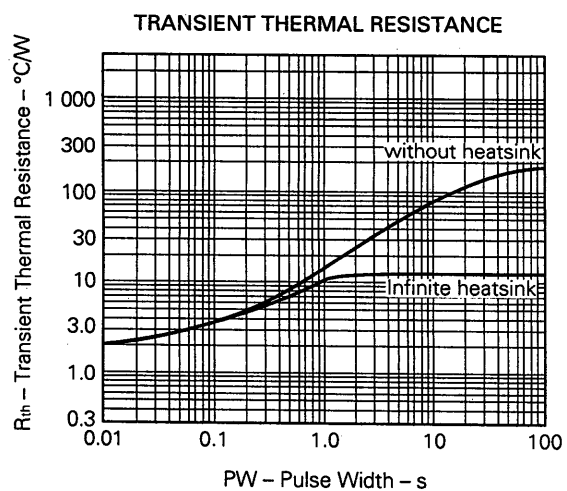
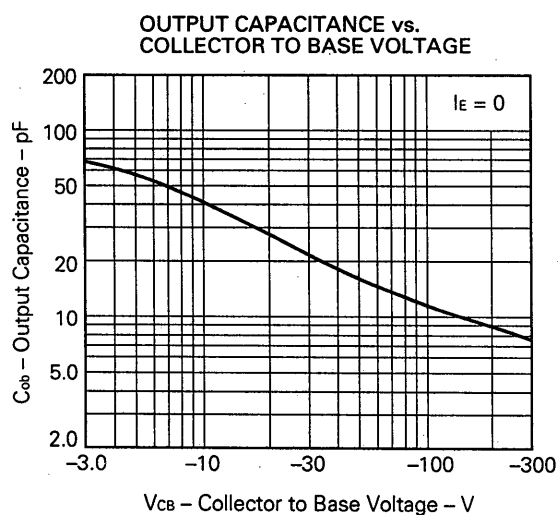
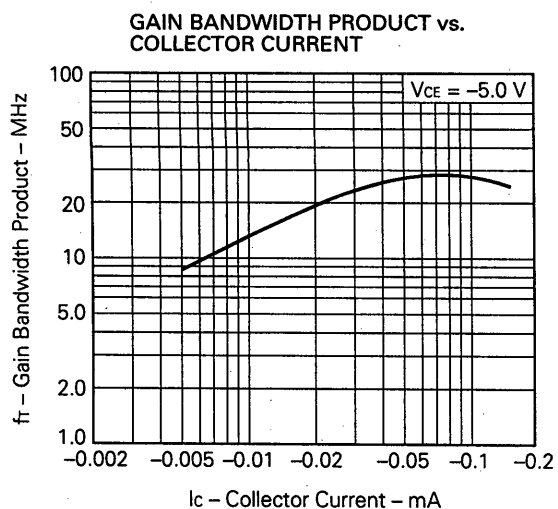


COLLECTOR AND BASE SATURATION VOLTAGE vs. COLLECTOR CURRENT



TURN OFF TIME vs. COLLECTOR CURRENT





[MEMO]

# Reference

Application note name	No.
Quality control of NEC semiconductors devices.	TEI-1202
Quality control guide of semiconductors devices.	MEI-1202
Assembly manual of semiconductors devices.	IEI-1207
Design of Push-Pull Type Switching Regulators (Basic).	TEB-1002
Design of Push-Pull Type Switching Regulators (Applications).	TEB-1003
Optimum Base Drive Conditions of Switching Power Transistors.	TEB-1014

No part of this document may be copied or reproduced in any form or by any means without the prior written consent of NEC Corporation. NEC Corporation assumes no responsibility for any errors which may appear in this document.

NEC Corporation does not assume any liability for infringement of patents, copyrights or other intellectual property rights of third parties by or arising from use of a device described herein or any other liability arising from use of such device. No license, either express, implied or otherwise, is granted under any patents, copyrights or other intellectual property rights of NEC Corporation or others.

The devices listed in this document are not suitable for use in aerospace equipment, submarine cables, nuclear reactor control systems and life support systems. If customers intend to use NEC devices for above applications or they intend to use "Standard" quality grade NEC devices for applications not intended by NEC, please contact our sales people in advance.

Application examples recommended by NEC Corporation.

Standard: Computer, Office equipment, Communication equipment, Test and Measurement equipment, Machine tools, Industrial robots, Audio and Visual equipment, Other consumer products, etc.

Special: Automotive and Transportation equipment, Traffic control systems, Antidisaster systems, Anticrime systems, etc.