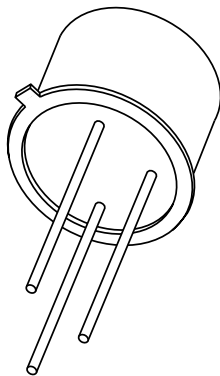


DATA SHEET



BCY58; BCY59 NPN switching transistors

Product specification
Supersedes data of September 1994
File under Discrete Semiconductors, SC04

1997 Jun 17

NPN switching transistors

BCY58; BCY59

FEATURES

- Low current (max. 100 mA)
- Low voltage (max. 45 V).

APPLICATIONS

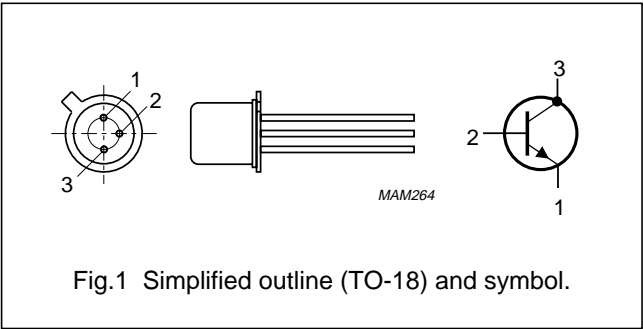
- Switching and amplification.

DESCRIPTION

NPN switching transistor in a TO-18 metal package.
PNP complements: BCY78 and BCY79.

PINNING

PIN	DESCRIPTION
1	emitter
2	base
3	collector, connected to case



QUICK REFERENCE DATA

SYMBOL	PARAMETER	CONDITIONS	MIN.	TYP.	MAX.	UNIT
V_{CBO}	collector-base voltage BCY58 BCY59	open emitter	—	—	32	V
			—	—	45	V
V_{CEO}	collector-emitter voltage BCY58 BCY59	open base	—	—	32	V
			—	—	45	V
I_C	collector current (DC)		—	—	100	mA
P_{tot}	total power dissipation	$T_{amb} \leq 45\text{ }^{\circ}\text{C}$	—	—	340	mW
		$T_{case} \leq 45\text{ }^{\circ}\text{C}$	—	—	1	W
h_{FE}	DC current gain BCY58/VII; BCY59/VII BCY58/VIII; BCY59/VIII BCY58/IX; BCY59/IX BCY58/X; BCY59/X	$I_C = 2\text{ mA}; V_{CE} = 5\text{ V}$	120	170	220	
			180	250	310	
			250	350	460	
			380	500	630	
f_T	transition frequency	$I_C = 10\text{ mA}; V_{CE} = 5\text{ V}; f = 100\text{ MHz}$	150	—	—	MHz
t_{off}	turn-off time	$I_{Con} = 10\text{ mA}; I_{Bon} = 1\text{ mA}; I_{Boff} = -1\text{ mA}$	—	480	800	ns
		$I_{Con} = 100\text{ mA}; I_{Bon} = 10\text{ mA}; I_{Boff} = -10\text{ mA}$	—	450	800	ns

NPN switching transistors

BCY58; BCY59

LIMITING VALUES

In accordance with the Absolute Maximum Rating System (IEC 134).

SYMBOL	PARAMETER	CONDITIONS	MIN.	MAX.	UNIT
V_{CBO}	collector-base voltage BCY58 BCY59	open emitter	–	32	V
			–	45	V
V_{CEO}	collector-emitter voltage BCY58 BCY59	open base	–	32	V
			–	45	V
V_{EBO}	emitter-base voltage	open collector	–	7	V
I_C	collector current (DC)		–	100	mA
I_{CM}	peak collector current		–	200	mA
I_{BM}	peak base current		–	200	mA
P_{tot}	total power dissipation	$T_{amb} \leq 45\text{ °C}$	–	340	mW
		$T_{case} \leq 45\text{ °C}$	–	1	W
T_{stg}	storage temperature		–65	+150	°C
T_j	junction temperature		–	200	°C
T_{amb}	operating ambient temperature		–65	+150	°C

THERMAL CHARACTERISTICS

SYMBOL	PARAMETER	CONDITIONS	VALUE	UNIT
$R_{th\ j-a}$	thermal resistance from junction to ambient	in free air	450	K/W
$R_{th\ j-c}$	thermal resistance from junction to case		150	K/W

CHARACTERISTICS

$T_j = 25\text{ °C}$ unless otherwise specified.

SYMBOL	PARAMETER	CONDITIONS	MIN.	TYP.	MAX.	UNIT
I_{CBO}	collector cut-off current BCY58	$I_E = 0; V_{CB} = 32\text{ V}$	–	–	10	nA
		$I_E = 0; V_{CB} = 32\text{ V}; T_j = 150\text{ °C}$	–	–	10	μA
I_{CBO}	collector cut-off current BCY59	$I_E = 0; V_{CB} = 45\text{ V}$	–	–	10	nA
		$I_E = 0; V_{CB} = 45\text{ V}; T_j = 150\text{ °C}$	–	–	10	μA
I_{EBO}	emitter cut-off current	$I_C = 0; V_{EB} = 5\text{ V}$	–	–	10	nA
h_{FE}	DC current gain BCY58/VII; BCY59/VII BCY58/VIII; BCY59/VIII BCY58/IX; BCY59/IX BCY58/X; BCY59/X	$I_C = 10\text{ μA}; V_{CE} = 5\text{ V}$	–	20	–	
			20	95	–	
			40	190	–	
			100	300	–	

NPN switching transistors

BCY58; BCY59

SYMBOL	PARAMETER	CONDITIONS	MIN.	TYP.	MAX.	UNIT
h_{FE}	DC current gain BCY58/VII; BCY59/VII BCY58/VIII; BCY59/VIII BCY58/IX; BCY59/IX BCY58/X; BCY59/X	$I_C = 2 \text{ mA}; V_{CE} = 5 \text{ V}$	120	170	220	
			180	250	310	
			250	350	460	
			380	500	630	
h_{FE}	DC current gain BCY58/VII; BCY59/VII BCY58/VIII; BCY59/VIII BCY58/IX; BCY59/IX BCY58/X; BCY59/X	$I_C = 10 \text{ mA}; V_{CE} = 1 \text{ V}$	80	250	–	
			120	300	400	
			160	390	630	
			240	550	1000	
h_{FE}	DC current gain BCY58/VII; BCY59/VII BCY58/VIII; BCY59/VIII BCY58/IX; BCY59/IX BCY58/X; BCY59/X	$I_C = 100 \text{ mA}; V_{CE} = 1 \text{ V}$	40	–	–	
			45	–	–	
			60	–	–	
			60	–	–	
V_{CEsat}	collector-emitter saturation voltage	$I_C = 10 \text{ mA}; I_B = 0.25 \text{ mA}$	50	100	350	mV
		$I_C = 100 \text{ mA}; I_B = 2.5 \text{ mA}$	150	250	700	mV
V_{BEsat}	base-emitter saturation voltage	$I_C = 10 \text{ mA}; I_B = 0.25 \text{ mA}$	600	700	850	mV
		$I_C = 100 \text{ mA}; I_B = 2.5 \text{ mA}$	750	875	1200	mV
C_c	collector capacitance	$I_E = i_e = 0; V_{CB} = 10 \text{ V}; f = 1 \text{ MHz}$	–	–	5	pF
C_e	emitter capacitance	$I_C = i_c = 0; V_{EB} = 500 \text{ mV}; f = 1 \text{ MHz}$	–	–	15	pF
f_T	transition frequency	$I_C = 10 \text{ mA}; V_{CE} = 5 \text{ V}; f = 100 \text{ MHz}$	150	–	–	MHz
F	noise figure	$I_C = 200 \mu\text{A}; V_{CE} = 5 \text{ V}; R_S = 2 \text{ k}\Omega;$ $f = 1 \text{ kHz}; B = 200 \text{ Hz}$	–	–	10	dB
Switching times (between 10% and 90% levels)						
t_{on}	turn-on time	$I_{Con} = 10 \text{ mA}; I_{Bon} = 1 \text{ mA};$ $I_{Boff} = -1 \text{ mA}$	–	85	150	ns
t_d	delay time		–	35	–	ns
t_r	rise time		–	50	–	ns
t_{off}	turn-off time		–	480	800	ns
t_s	storage time		–	400	–	ns
t_f	fall time		–	80	–	ns
t_{on}	turn-on time	$I_{Con} = 100 \text{ mA}; I_{Bon} = 10 \text{ mA};$ $I_{Boff} = -10 \text{ mA}$	–	55	150	ns
t_d	delay time		–	5	–	ns
t_r	rise time		–	50	–	ns
t_{off}	turn-off time		–	450	800	ns
t_s	storage time		–	250	–	ns
t_f	fall time		–	200	–	ns

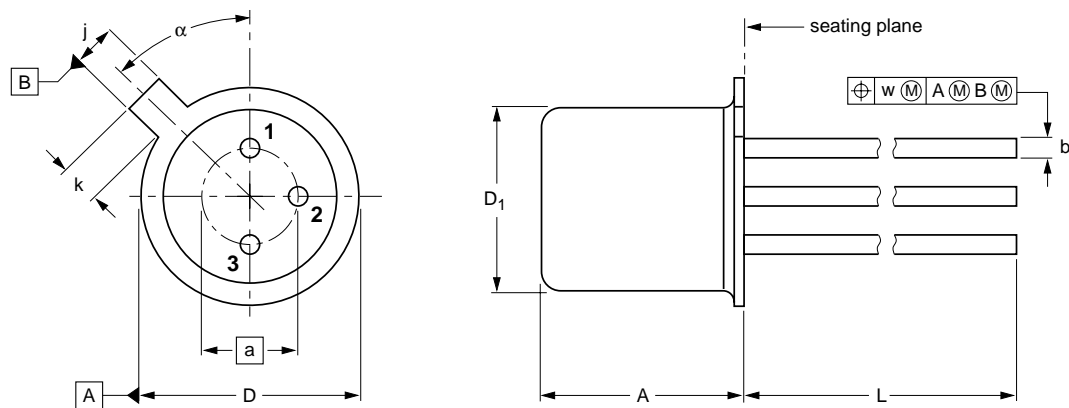
NPN switching transistors

BCY58; BCY59

PACKAGE OUTLINE

Metal-can cylindrical single-ended package; 3 leads

SOT18/13



DIMENSIONS (millimetre dimensions are derived from the original inch dimensions)

UNIT	A	a	b	D	D ₁	j	k	L	w	α
mm	5.31 4.74	2.54	0.47 0.41	5.45 5.30	4.70 4.55	1.03 0.94	1.1 0.9	15.0 12.7	0.40	45°

OUTLINE VERSION	REFERENCES				EUROPEAN PROJECTION	ISSUE DATE
	IEC	JEDEC	EIAJ			
SOT18/13	B11/C7 type 3	TO-18				97-04-18

NPN switching transistors

BCY58; BCY59

DEFINITIONS

Data sheet status	
Objective specification	This data sheet contains target or goal specifications for product development.
Preliminary specification	This data sheet contains preliminary data; supplementary data may be published later.
Product specification	This data sheet contains final product specifications.
Limiting values	
Limiting values given are in accordance with the Absolute Maximum Rating System (IEC 134). Stress above one or more of the limiting values may cause permanent damage to the device. These are stress ratings only and operation of the device at these or at any other conditions above those given in the Characteristics sections of the specification is not implied. Exposure to limiting values for extended periods may affect device reliability.	
Application information	
Where application information is given, it is advisory and does not form part of the specification.	

LIFE SUPPORT APPLICATIONS

These products are not designed for use in life support appliances, devices, or systems where malfunction of these products can reasonably be expected to result in personal injury. Philips customers using or selling these products for use in such applications do so at their own risk and agree to fully indemnify Philips for any damages resulting from such improper use or sale.

NPN switching transistors

BCY58; BCY59

NOTES

Philips Semiconductors – a worldwide company

Argentina: see South America

Australia: 34 Waterloo Road, NORTH RYDE, NSW 2113,
Tel. +61 2 9805 4455, Fax. +61 2 9805 4466

Austria: Computerstr. 6, A-1101 WIEN, P.O. Box 213,
Tel. +43 1 60 101, Fax. +43 1 60 101 1210

Belarus: Hotel Minsk Business Center, Bld. 3, r. 1211, Volodarski Str. 6,
220050 MINSK, Tel. +375 172 200 733, Fax. +375 172 200 773

Belgium: see The Netherlands

Brazil: see South America

Bulgaria: Philips Bulgaria Ltd., Energoproject, 15th floor,
51 James Bourchier Blvd., 1407 SOFIA,
Tel. +359 2 689 211, Fax. +359 2 689 102

Canada: PHILIPS SEMICONDUCTORS/COMPONENTS,
Tel. +1 800 234 7381

China/Hong Kong: 501 Hong Kong Industrial Technology Centre,
72 Tat Chee Avenue, Kowloon Tong, HONG KONG,
Tel. +852 2319 7888, Fax. +852 2319 7700

Colombia: see South America

Czech Republic: see Austria

Denmark: Prags Boulevard 80, PB 1919, DK-2300 COPENHAGEN S,
Tel. +45 32 88 2636, Fax. +45 31 57 0044

Finland: Sinikalliontie 3, FIN-02630 ESPOO,
Tel. +358 9 615800, Fax. +358 9 61580920

France: 4 Rue du Port-aux-Vins, BP317, 92156 SURESNES Cedex,
Tel. +33 1 40 99 6161, Fax. +33 1 40 99 6427

Germany: Hammerbrookstraße 69, D-20097 HAMBURG,
Tel. +49 40 23 53 60, Fax. +49 40 23 536 300

Greece: No. 15, 25th March Street, GR 17778 TAVROS/ATHENS,
Tel. +30 1 4894 339/239, Fax. +30 1 4814 240

Hungary: see Austria

India: Philips INDIA Ltd, Shivsagar Estate, A Block, Dr. Annie Besant Rd.
Worli, MUMBAI 400 018, Tel. +91 22 4938 541, Fax. +91 22 4938 722

Indonesia: see Singapore

Ireland: Newstead, Clonskeagh, DUBLIN 14,
Tel. +353 1 7640 000, Fax. +353 1 7640 200

Israel: RAPAC Electronics, 7 Kehilat Saloniki St, PO Box 18053,
TEL AVIV 61180, Tel. +972 3 645 0444, Fax. +972 3 649 1007

Italy: PHILIPS SEMICONDUCTORS, Piazza IV Novembre 3,
20124 MILANO, Tel. +39 2 6752 2531, Fax. +39 2 6752 2557

Japan: Philips Bldg 13-37, Kohnan 2-chome, Minato-ku, TOKYO 108,
Tel. +81 3 3740 5130, Fax. +81 3 3740 5077

Korea: Philips House, 260-199 Itaewon-dong, Yongsan-ku, SEOUL,
Tel. +82 2 709 1412, Fax. +82 2 709 1415

Malaysia: No. 76 Jalan Universiti, 46200 PETALING JAYA, SELANGOR,
Tel. +60 3 750 5214, Fax. +60 3 757 4880

Mexico: 5900 Gateway East, Suite 200, EL PASO, TEXAS 79905,
Tel. +9-5 800 234 7381

Middle East: see Italy

Netherlands: Postbus 90050, 5600 PB EINDHOVEN, Bldg. VB,
Tel. +31 40 27 82785, Fax. +31 40 27 88399

New Zealand: 2 Wagener Place, C.P.O. Box 1041, AUCKLAND,
Tel. +64 9 849 4160, Fax. +64 9 849 7811

Norway: Box 1, Manglerud 0612, OSLO,
Tel. +47 22 74 8000, Fax. +47 22 74 8341

Philippines: Philips Semiconductors Philippines Inc.,
106 Valero St. Salcedo Village, P.O. Box 2108 MCC, MAKATI,
Metro MANILA, Tel. +63 2 816 6380, Fax. +63 2 817 3474

Poland: Ul. Lukiska 10, PL 04-123 WARSZAWA,
Tel. +48 22 612 2831, Fax. +48 22 612 2327

Portugal: see Spain

Romania: see Italy

Russia: Philips Russia, Ul. Usatcheva 35A, 119048 MOSCOW,
Tel. +7 095 755 6918, Fax. +7 095 755 6919

Singapore: Lorong 1, Toa Payoh, SINGAPORE 1231,
Tel. +65 350 2538, Fax. +65 251 6500

Slovakia: see Austria

Slovenia: see Italy

South Africa: S.A. PHILIPS Pty Ltd., 195-215 Main Road Martindale,
2092 JOHANNESBURG, P.O. Box 7430 Johannesburg 2000,
Tel. +27 11 470 5911, Fax. +27 11 470 5494

South America: Rua do Rocio 220, 5th floor, Suite 51,
04552-903 São Paulo, SÃO PAULO - SP, Brazil,
Tel. +55 11 821 2333, Fax. +55 11 829 1849

Spain: Balmes 22, 08007 BARCELONA,
Tel. +34 3 301 6312, Fax. +34 3 301 4107

Sweden: Kottbygatan 7, Akalla, S-16485 STOCKHOLM,
Tel. +46 8 632 2000, Fax. +46 8 632 2745

Switzerland: Allmendstrasse 140, CH-8027 ZÜRICH,
Tel. +41 1 488 2686, Fax. +41 1 481 7730

Taiwan: Philips Semiconductors, 6F, No. 96, Chien Kuo N. Rd., Sec. 1,
TAIPEI, Taiwan Tel. +886 2 2134 2865, Fax. +886 2 2134 2874

Thailand: PHILIPS ELECTRONICS (THAILAND) Ltd.,
209/2 Sanpavuth-Bangna Road Prakanong, BANGKOK 10260,
Tel. +66 2 745 4090, Fax. +66 2 398 0793

Turkey: Talatpasa Cad. No. 5, 80640 GÜLTEPE/ISTANBUL,
Tel. +90 212 279 2770, Fax. +90 212 282 6707

Ukraine: PHILIPS UKRAINE, 4 Patrice Lumumba str., Building B, Floor 7,
252042 KIEV, Tel. +380 44 264 2776, Fax. +380 44 268 0461

United Kingdom: Philips Semiconductors Ltd., 276 Bath Road, Hayes,
MIDDLESEX UB3 5BX, Tel. +44 181 730 5000, Fax. +44 181 754 8421

United States: 811 East Arques Avenue, SUNNYVALE, CA 94088-3409,
Tel. +1 800 234 7381

Uruguay: see South America

Vietnam: see Singapore

Yugoslavia: PHILIPS, Trg N. Pasica 5/v, 11000 BEOGRAD,
Tel. +381 11 625 344, Fax. +381 11 635 777

For all other countries apply to: Philips Semiconductors, Marketing & Sales Communications,
Building BE-p, P.O. Box 218, 5600 MD EINDHOVEN, The Netherlands, Fax. +31 40 27 24825

Internet: <http://www.semiconductors.philips.com>

© Philips Electronics N.V. 1997

SCA54

All rights are reserved. Reproduction in whole or in part is prohibited without the prior written consent of the copyright owner.

The information presented in this document does not form part of any quotation or contract, is believed to be accurate and reliable and may be changed without notice. No liability will be accepted by the publisher for any consequence of its use. Publication thereof does not convey nor imply any license under patent- or other industrial or intellectual property rights.

Printed in The Netherlands

117047/00/02/pp8

Date of release: 1997 Jun 17

Document order number: 9397 750 02162

Let's make things better.

**Philips
Semiconductors**



PHILIPS