



RESISTORS • CAPS & COILS • DELAY LINES

ACTIVE (DIGITAL) DELAY LINES

A0805 SERIES 5-TAP 8-PIN DIP

SA0805 SERIES 5-TAP 8-PIN SIP

A1405 SERIES 5-TAP 8-PIN DIP

A1410 SERIES 10-TAP 14-PIN DIP



Wide selection of sizes!

RCD's digital delay lines have been designed to provide precise tap delays with all the necessary drive and pick-off circuitry. All inputs and outputs are schottky-type and require no additional components to achieve specified delays. Encapsulated/molded construction ensures full compliance to all applicable requirements of MIL-D-23859. Units are 100% inspected for solder joint integrity and electrical conformance.

FEATURES

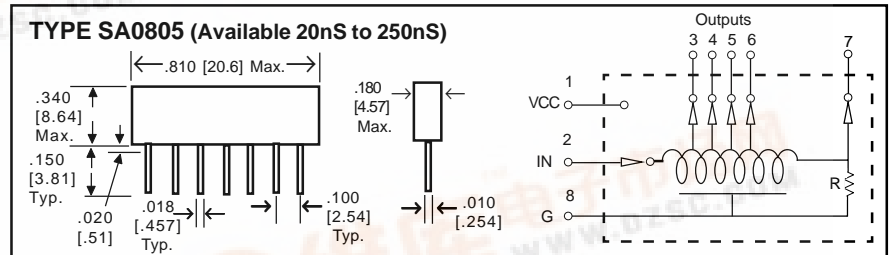
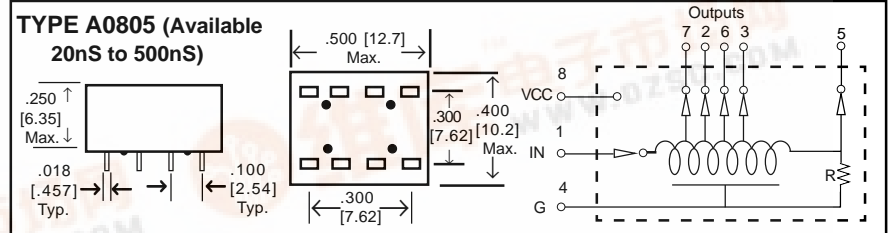
- ☐ Economical cost, prompt delivery!
- ☐ Wide varieties of values
- ☐ Choice of 5 or 10 equally spaced taps
- ☐ TTL and DTL compatible
- ☐ Operating temperature: 0°C to 70°C
- ☐ Excellent for applications requiring high delay stability, fast rise times and no jitter, such as memory boards, disk drives, and signal processing

OPTIONS

- ☐ Non-standard delay times or tolerances
- ☐ Non-symmetrical tap delays
- ☐ Dynamic RAM timing delay
- ☐ Fast logic TTL available
- ☐ Faster rise times
- ☐ ECL, H-CMOS, and low power designs available
- ☐ **Option T** - Measurement at both leading and trailing edges
- ☐ **Option ER** - Ceramic IC's screened to MIL-STD-883, -55 to +125°C per MIL-D-83532
- ☐ **Option 39** - -40 to +85°C op. temp.

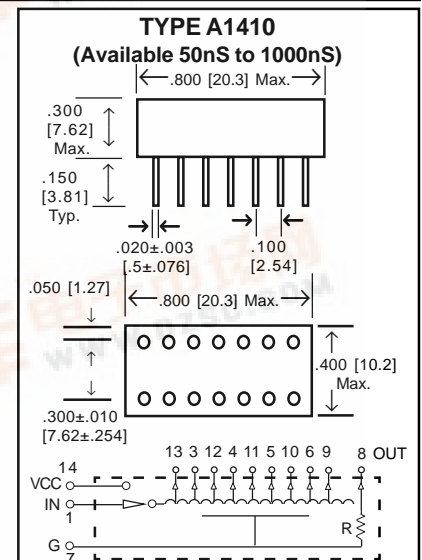
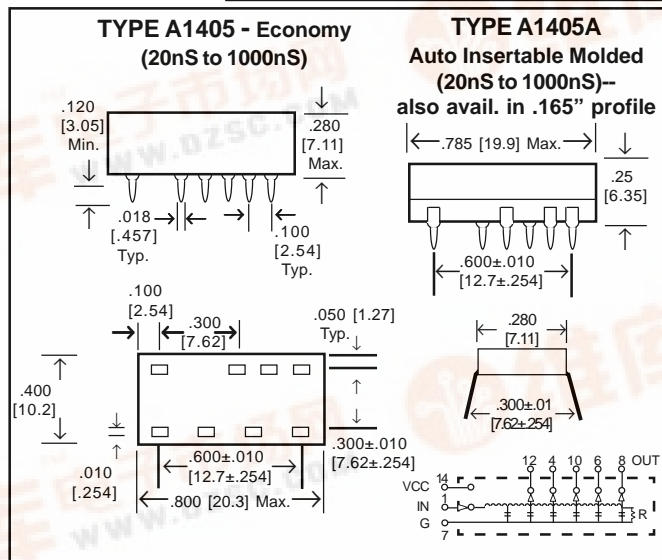
TEST CONDITIONS @25°C

- 1) Delay measured at 1.5V on leading edge only with no loads on output.
- 2) Rise time measured from 0.75V to 2.4V.
- 3) Delay will inversely vary approximately 4% for every 5% change in supply voltage.
- 4) Supply voltage (VCC) = 5.0±.25VDC
- 5) Input test pulse: 3.2V, 2nS rise time, width>40% of total delay, pulse period to be a minimum of 3x the pulse width.



Total Delay	Delay Per Tap (nSec)	
	A0805 SA0805 A1405	A1410
20	4	*
25	5	*
30	6	*
40	8	*
50	10	5
60	12	6
75	15	7.5
100	20	10
125	25	12.5
150	30	15
175	35	17.5
200	40	20
250	50	25
300	60	30
350	70	35
400	80	40
450	90	45
500	100	50
750	150	75
1000	200	100

* Consult factory for availability.



ELECTRICAL CHARACTERISTICS

Total Delay Tolerance	±5% or 2nS (whichever is greater)
Tap Delay Tolerance	±5% or 2nS (whichever is greater)
Insulation Resistance	1000MΩ min.
Dielectric Strength	100VDC
Rise Time	4nS max.

P/N DESIGNATION:

RCD Type

Options: (leave blank if standard)
ER, T, 39, or as assigned by RCD

Total Delay

Packaging: B=bulk (standard)

A1405 - 100nS - B